

THE GEBERIT WC SYSTEM

# A MILESTONE

**FIVE  
IMPRESSIVE  
ADVANTAGES**

[www.geberit-global.com/  
wc-system](http://www.geberit-global.com/wc-system)



# OPTIMAL WC PERFORMANCE FROM A SINGLE SOURCE



## THE GEBERIT WC SYSTEM: FIVE KEY BENEFITS

The Geberit WC system offers five clear benefits thanks to the seamless coordination of all components – from the concealed cistern technology behind the wall to the ceramic appliance in front. Installers and toilet users alike are simply blown away by the outstanding functionality.



### 1 EASY INSTALLATION

Many clever details, drawn from practical experience, have been incorporated into the development to make the WC system comprising Duofix and WC ceramic appliance even easier to install and more versatile.



### 2 OUTSTANDING FLUSH PERFORMANCE

The hydraulically optimised interplay between the flush valve and TurboFlush WC ceramic appliance allows the Geberit WC system to achieve a precise and powerful flushing-out performance that exceeds the standard specifications by up to ten times.



### 3 LOW-NOISE FLUSHING SYSTEM

The optimised hydraulics of the flush and fill valves and the TurboFlush ceramic appliance with its unique inner geometry ensure that the toilet flushes out as quietly as a whisper.



### 4 COMPREHENSIVE DESIGN OPTIONS

Geberit offers an exceptionally wide selection of actuator plates in various shapes, colours and materials to suit every style of bathroom.

### 5 PROVEN QUALITY AND LONG-TERM SPARE PARTS AVAILABILITY



TRIED AND  
TESTED

50

YEARS OF  
SPARE PARTS  
AVAILABILITY



# THE NEW GEBERIT DUOFIX

Many clever details, drawn from practical experience, have been incorporated into the development to make the installation of the Duofix even easier, more versatile and more flexible.

## ALTERNATIVE WALL ANCHOR POSITION

Additional fastening hole for the wall anchors to adapt their position to structural conditions, e.g. in the event of obstacles or pipes in the wall.

## ADDITIONAL MARKINGS

Markings on the frame make it easier to measure the centre of the threaded rods and the connection bend.

## SIMPLE CLICK-IN FEET

Quick and tool-free snapping in of the Duofix element into the Duofix system rail thanks to the specially moulded foot plate.

## CLEVER FOOT PLATE

A strategic hollow space means the foot plate can also be mounted over the fastening screws in the floor profile without being obstructed by the screw heads.



## PULL-OUT FOR LATERAL FIXATION OF THE STUDS

The telescopic side fastening simplifies stand mounting on floor-to-ceiling installation walls.

## SIMPLE ADJUSTABLE PIPE BRACKET

The pipe bracket can be easily adjusted to the position of the connection bend so that it can be installed without tension.

## SUITABLE FOR 25 CM HIGHER FLOOR CONSTRUCTION

Telescopic set of leg supports with reinforced frame geometry and large adjustable range for floor structures up to 25 cm. Additional foot extensions are available.

THE GEBERIT WC SYSTEM  
**PROFESSIONALS  
 INSTALL GEBERIT**



Geberit's concealed cistern and WC ceramic appliance go together perfectly. The innovative installation techniques mean that the entire installation is 40 per cent faster than with conventional cisterns and WC ceramic appliances.

**40 PER CENT FASTER TO INSTALL THAN  
 CONVENTIONAL WC SYSTEMS\***

- Mostly tool-free installation
- Simple EFF3 fastening
- Clever installation devices

→ **GEBERIT POWER & CONNECT BOX**  
 The installation set simply clicks into place, making pre-installation and retrofitting of network connections much faster. It is invisible, multifunctional and the basis for a connected bathroom of the future.



← **EFF3 (EASY FAST FIXING) FASTENING SYSTEM**  
 The EFF3 fastening technology makes installing laterally shrouded Geberit WC ceramic appliances simple, fast and almost tool-free.



↑ **WC SEAT INSTALLED IN NO TIME**  
 The WC seat is conveniently aligned and fixed from above without a template. What's more, the EasyMount hinge for easy WC seat installation has been further developed to make removing it easy, too. It can be taken out completely without parts falling into the ceramic appliance. This makes installation even easier.

\*The installation time was tested internally in an installation comparison with competitor products. The reduction is mainly due to the EFF3 WC fastening compared to the standard Fischer fastening.



**FIND OUT MORE**  
 For comprehensive information on the full range of installation benefits, visit:

[www.geberit-global.com/wc-system](http://www.geberit-global.com/wc-system)



THE GEBERIT WC SYSTEM

# OUTSTANDING FLUSH PERFORMANCE



From the cistern to the sanitary ceramics to the drain, perfectly coordinated hydraulic components ensure an outstanding flush performance that exceeds the standard requirements by up to 10 times. With a single flush, everything is clean and the cleaning effort is significantly reduced.

## UP TO 10 TIMES BETTER FLUSH PERFORMANCE\*



### FLUSH TEST

The flush test shown with 500 standardised plastic balls is representative of the overall result of all 13 tests conducted by Geberit, which result in a flush performance that is up to 10 times better.



Required flush performance according to the DIN EN 997:2018 standard



Geberit WC with TurboFlush: up to 10 times better than the standard



### THE TURBOFLUSH WC

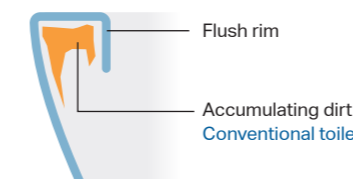
The asymmetrical ceramic appliance controls the flush water precisely and guides it through the rimless ceramic in a powerful vortex. This facilitates a complete and thorough full-surface flush. The absence of a flush rim or splash guard ensures unrestricted cleanliness, as there are no corners or edges where dirt can accumulate.



### THE FLUSH VALVE

The optimised hydraulics of the Type 212 flush valve in combination with the TurboFlush ceramic appliance ensure excellent flush performance.

## GREATER HYGIENE AND EASIER CLEANING WITHOUT FLUSH RIM OR SPLASH GUARD



with flush rim



Toilets with splash guard



Geberit TurboFlush without flush rim or splash guard

\*Independent hygiene inspection: Geberit Acanto, iCon and ONE WCs with TurboFlush are perfectly suitable for highly sensitive medical facilities, making them an attractive option for private customers with the highest hygiene requirements.



### FIND OUT MORE

For comprehensive information on TurboFlush technology and WCs, visit:

[www.geberit-global.com/wc-system](http://www.geberit-global.com/wc-system)



THE GEBERIT WC SYSTEM

# WHISPER-QUIET TOILET FLUSH



In combination with Geberit TurboFlush ceramics, the new Type 383 fill valve reduces the flushing noise of the WC system by more than 30 per cent. This brings peace and quiet to the bathroom and is great news for flatmates and neighbours, too.

## MORE THAN 30 PER CENT QUIETER\*

- Quiet flush with TurboFlush technology
- Low-noise filling with the new Type 383 fill valve



### QUIET FLUSH

The targeted water guide of the TurboFlush ceramic appliance produces very little noise compared to many conventional toilets.



### QUIET FILLING

The Type 383 fill valve is significantly quieter than its predecessor. It's almost impossible to hear the cistern refilling, even from within the bathroom.



### PEACE AND QUIET WITH A SYSTEM

The interplay between the TurboFlush WC and Type 383 fill valve make the Geberit WC system over 30 per cent quieter than other solutions on the market.



\*When combining the new Type 383 fill valve with a Geberit TurboFlush WC ceramic appliance, compared to some conventional WC ceramic appliances and conventional valves.



### FIND OUT MORE

Find out why flushing is so quiet with the Geberit WC system.

[www.geberit-global.com/wc-system](http://www.geberit-global.com/wc-system)



THE GEBERIT WC SYSTEM

# TURBOFLUSH FOR EVERY BATHROOM



## FROM BASIC TO PREMIUM

Geberit offers a comprehensive product portfolio of WC ceramics with TurboFlush technology to suit individual comfort preferences and various budgets.



GEBERIT  
**ONE**



GEBERIT  
**ACANTO**

NEW



GEBERIT  
**ICON**



GEBERIT AQUACLEAN  
**MERA**



GEBERIT AQUACLEAN  
**SELA SQUARE**




GEBERIT AQUACLEAN  
**SELA**



GEBERIT AQUACLEAN  
**ALBA**

PREMIUM WC




BASIC WC



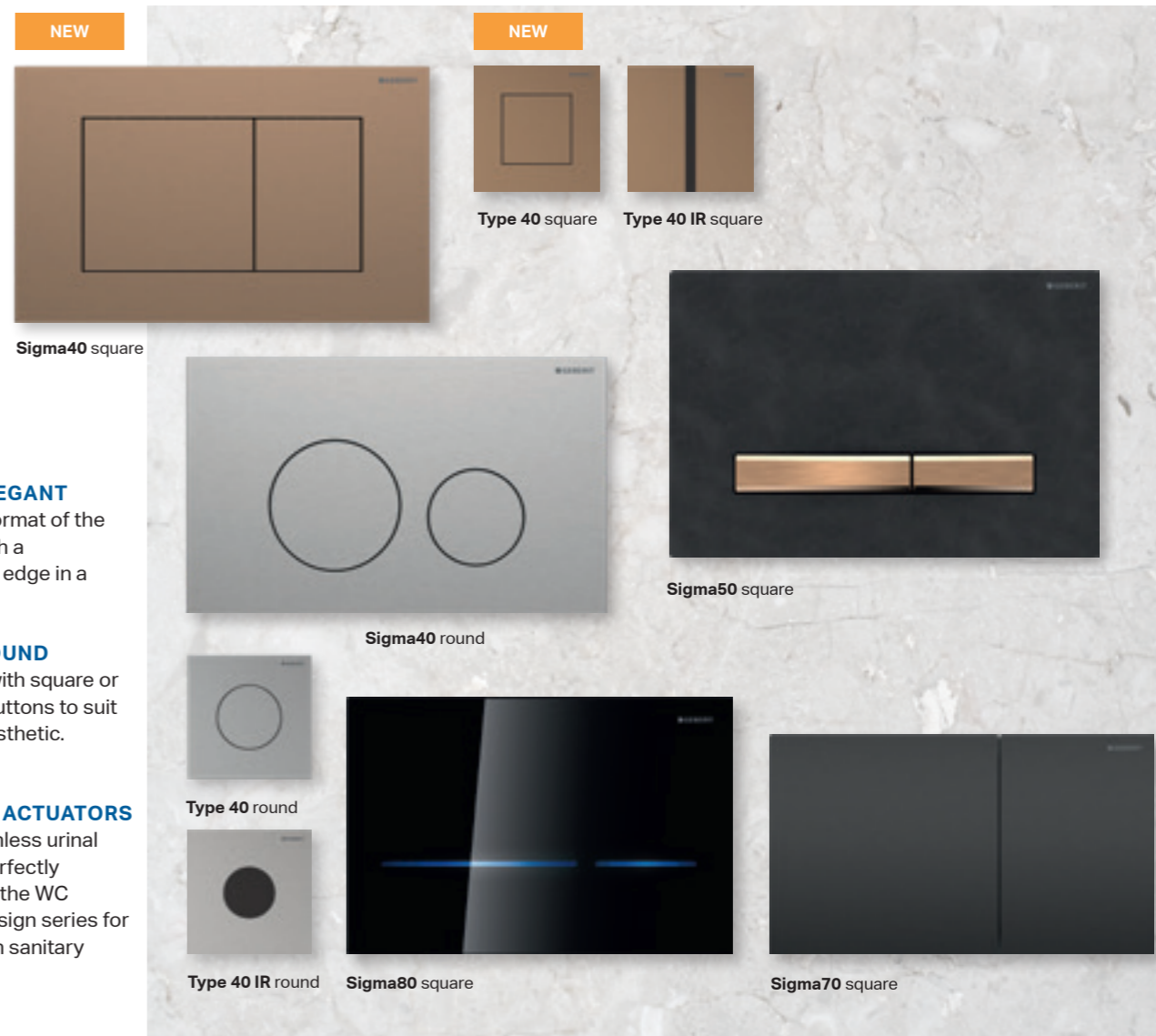
THE GEBERIT WC SYSTEM

# ACTUATOR PLATES FOR EVERY BATHROOM AESTHETIC

More design, more choice: Geberit offers perfectly coordinated design families for WCs and urinals in both square and round shapes, ranging from simple to exclusive.



## ROUND OR SQUARE IN MORE THAN 130 DIFFERENT DESIGN OPTIONS



### SLEEK AND ELEGANT

The panoramic format of the new Sigma40 with a particularly sleek edge in a slim design.

### SQUARE OR ROUND

Actuator plates with square or round actuator buttons to suit any bathroom aesthetic.

### URINAL FLUSH ACTUATORS

Manual and touchless urinal flush controls, perfectly coordinated with the WC actuator plate design series for a cohesive look in sanitary rooms.

### TOUCHLESS

Convenient and hygienic: Flush actuation without physical contact.

### COLOURS AND MATERIALS

Large selection of timeless and trending colours and finishes. Materials ranging from plastic, metal and glass through to natural stone.



### FIND OUT MORE

Discover more about design variety in the bathroom and find the actuator plate that suits your style.

[www.geberit-global.com/showroom](http://www.geberit-global.com/showroom)





THE GEBERIT WC SYSTEM

# PROVEN QUALITY TO RELY ON



Geberit products meet the highest standards and undergo strict quality controls. This is why we offer highly durable and reliable products and components in the Geberit WC system.

## SPARE PARTS AVAILABILITY



GEBERIT ONE WC



GEBERIT ACANTO WC



GEBERIT ICON WC



# 50

Fifty years spare parts availability for all replaceable mechanical parts of the concealed cistern and actuator plate. This does not include certain functions of electronic products such as the DuoFresh odour extraction unit.



# THE GEBERIT WC SYSTEM TRIED AND TESTED



All components of the Geberit WC system are carefully developed and extensively tested in our own laboratories. This means our customers can rely on perfect functionality and high quality.



## ←HYDRAULICS EXPERTISE

Geberit's sanitary technology laboratories put flush and fill valves through their paces to demonstrate maximum hydraulic performance and pass long-term durability tests.




## CERAMIC CHECK

Geberit ceramics undergo strict quality controls after production before they are sent to our customers.



## PRESSURE TEST

The components for flush actuation must be able to withstand at least 200,000 actuations, corresponding to a service life of around 50 years.



## LOAD TEST

Geberit ceramics must pass stringent load tests and reliably fulfil all relevant standards.



**Geberit International Sales AG**  
CH-8640 Rapperswil  
Switzerland

[sales@geberit.com](mailto:sales@geberit.com)

[www.geberit-global.com](http://www.geberit-global.com)

